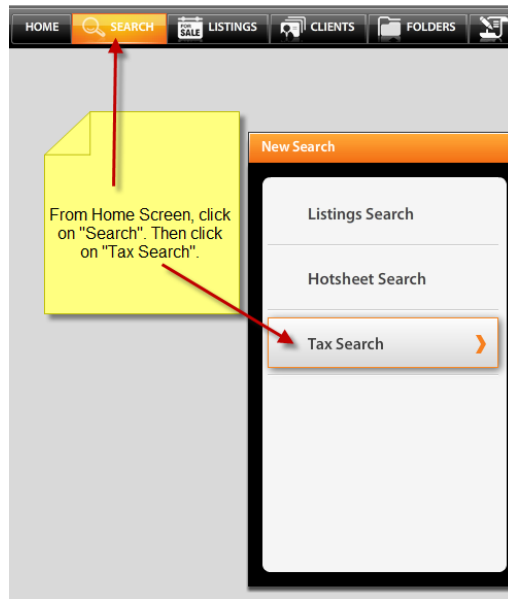
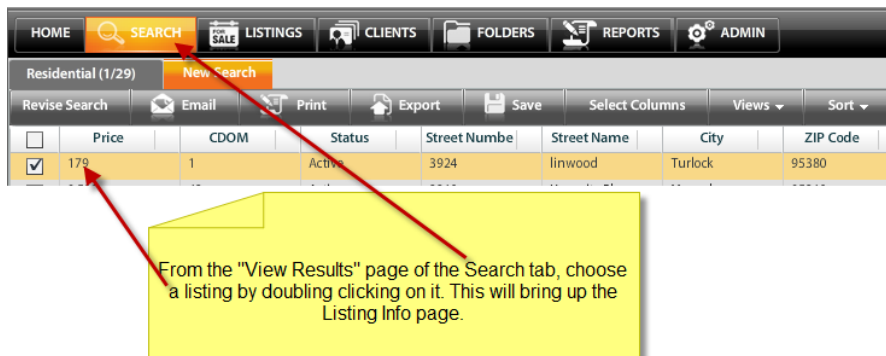


There are 2 ways to access the reInsight tax records from calREDD™:

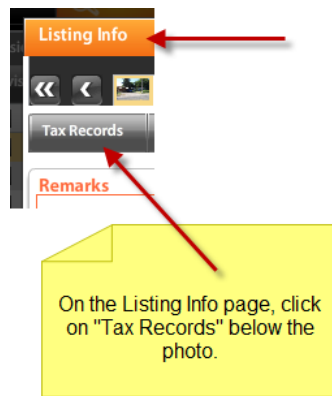
- 1) From the Home Screen, choose "Search" tab. Then choose "Tax Search". This will load reInsight.



- 2) From the "View Results" page of the Search tab, choose your listing(s) to view the Listing Info page.

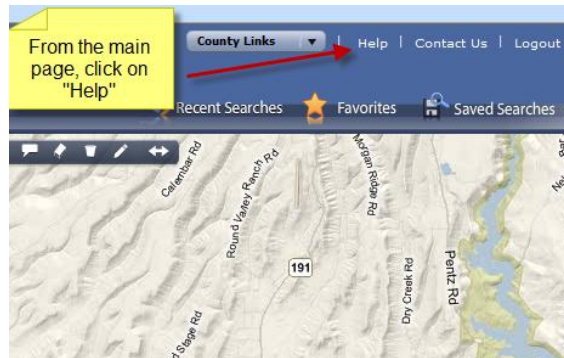


From the Listing Info page, click on "Tax Records".

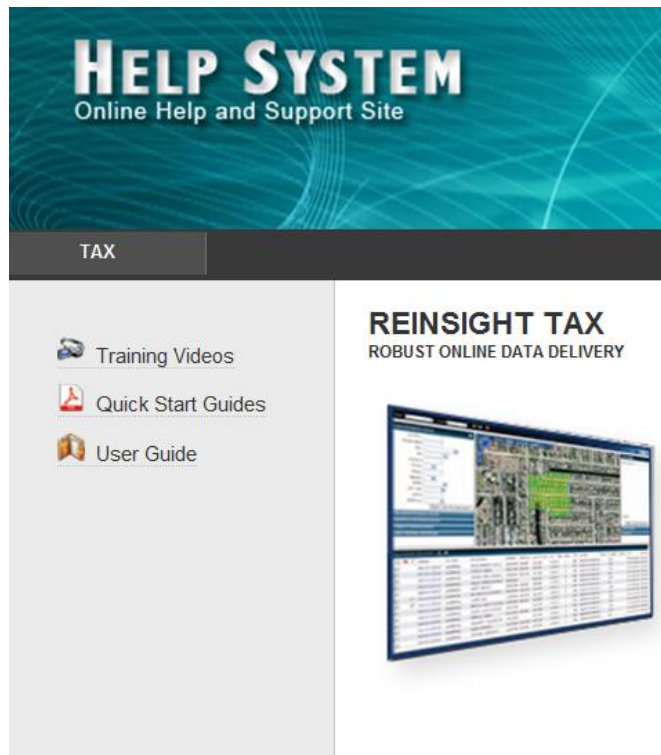


To access “Help” features on reInsight:

- 1) From the front screen, click on “Help”.



- 2) The Help System will appear. You have 3 choices of support: Training Videos, Quick Start Guides and the full User Guide. These can be accessed on the left hand side of the screen.



- 3) For further assistance with the tax records, please feel free to contact calREDD™ Technical Support at 800-432-8822 or techsupport@calredd.com.